

Wedderburn®


Since 1896.



Touch Screen Weigh Labeller

Smart labelling, made simple

SM5300L Series



SM5300L Touch Screen Weigh Labellers will add a smart dimension to any food retail operation in New Zealand.

Trade approved intelligent retail scales with easy to use colour touch screen for operator efficiency, and colour customer side display for superior advertising and in-store messages.

The SM5300L series of intelligent weigh labellers connect to e-Labels with High-Touch for quick accurate selection of product and seamless price updates with minimum operator intervention.



Interactive Customer Display

Deliver effective in-store advertisements

SM5300L Weigh Labellers feature crystal clear 7" WVGA customer facing screens for highly effective in-store advertising

- upsell and cross-sell
- promotions and advertisements

e-Labels

For seamless display of in-store updates

DIGI e-Labels are IP67 rated and designed to operate in temperatures between 0 °C and 40 °C. They're ideal for wet environments or where label washing is required to maintain high levels of hygiene and food safety. Perfect for butchery, deli and seafood signage.

Built in hi-touch sensors at the top of each unit enable quick accurate PLU selection that communicates back to the scale, improving productivity, reducing customer waiting times and eliminating the need for operators to remember product PLU numbers.



Smart Scale Management and Remote Diagnostics

For time saving troubleshooting and scale management

Our scale management application makes it easy to manage Price Look-Up (PLU) data and preset key allocation from a centralised location. It reduces the time spent to check individual scale status as any update is just a few clicks away.

Remote diagnostic and troubleshooting capabilities allow users to monitor scale performance remotely.

Linerless Labelling with Auto-Cutter Weigh Labeller

Eliminate liner waste, increase flexibility and profit

▲ No more wasted white space on big labels

The auto-label-sizing feature eliminates unused space on the label and automatically adjusts the label size. This reduces the label cost and makes labels more attractive.

▲ Increased flexibility in label format

The auto-cut feature cuts from a continuous strip of linerless labels every time a label is printed. Variable label layouts and sizes can be printed from a single cut.

▲ Watermark Printing

Maximise branding opportunities with the variable use of creative effects through watermark printing.

▲ No more label lining to dispose of

The elimination of backing paper for labels means no liner to dispose of which improves your environmental footprint.



SM5300L Features Summary

- legal for trade use (TS1987)
- 7" colour customer display for instore value-added advertising
- front loading cassette makes label roll changes easier
- fast customer service
- multiple scales can be linked together
- can print prepack labels including nutrition information
- range of label sizes, including unique dual label function
- supports Country of Origin labelling
- ethernet interface
- low ongoing ownership cost
- full colour media display
- remote diagnostic and troubleshooting
- label printing can include imagery

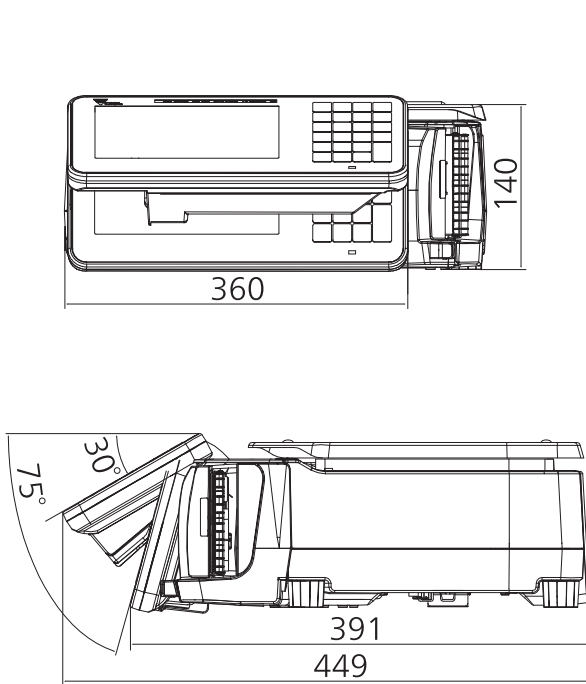
OPTIONS

- wireless comms interface
- back office management
- e-Labels

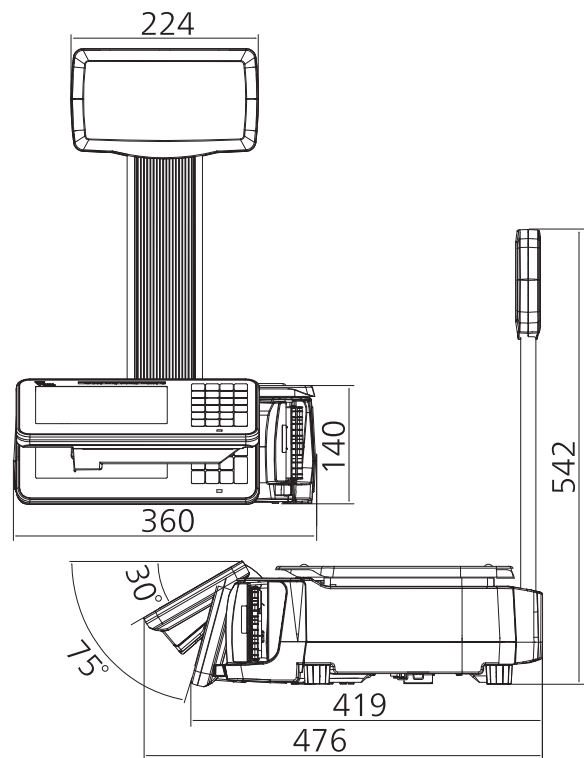


Model	SM5300LBCS15 Liner Labeller	SM5300LBCS15L Linerless Labeller	SM5300LPCS15 Liner Labeller	SM5300LPCS15L Linerless Labeller
Capacity	6 / 15 kg x 2 / 5 g (multi-interval)			
Display Panel	7-inch WVGA with touch			
Operator Display	7-inch WVGA			
Customer Display	7-inch WVGA			
Number of keys	23 alphanumeric function keys			
Printer				
Type	Liner	Linerless	Liner	Linerless
Cutter	Manual Tear	Auto-Cutter	Manual Tear	Auto-Cutter
Max Roll Diameter	125 mm	95 mm	125 mm	95 mm
Max Print Width	56 mm	56 mm	56 mm	56 mm
Max Paper Width	70 mm	62 mm	70 mm	62 mm
Max Printing Speed	120 mm / second	100 mm / second	120 mm / second	100 mm / second
Print Resolution	200 dpi	200 dpi	200 dpi	200 dpi
Power Source	Single Phase			
Standard Interface	Ethernet (optional Wireless)			
Net Weight	10 kg		11 kg	

DIMENSIONS (MM)



**SM5300LBCS15 (Liner) /
SM5300LBCS15L (Linerless)**



**SM5300LPCS15 (Liner) /
SM5300LPCS15L (Linerless)**

*Specifications may change without notice.